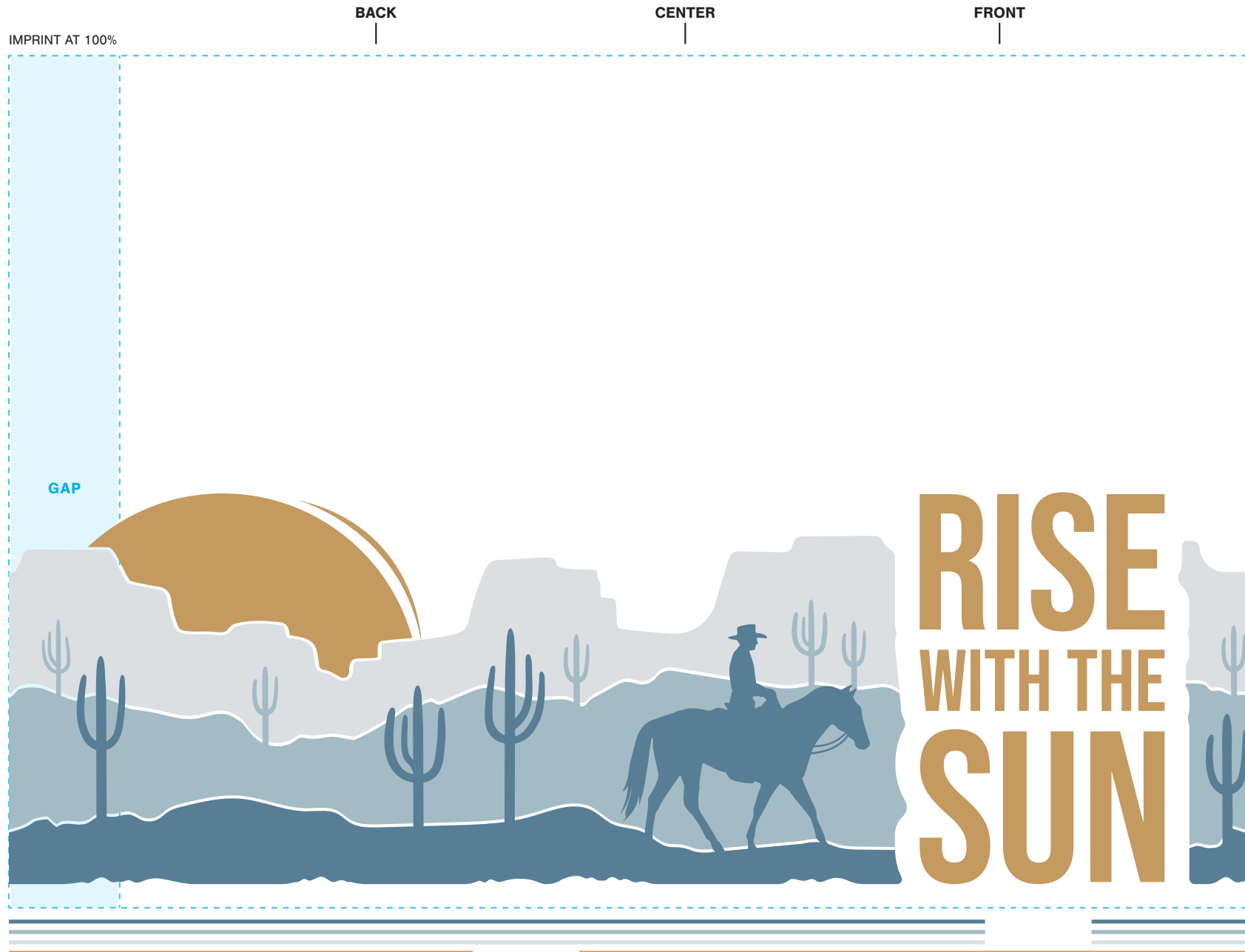






**INSTRUCTIONS:**

- 1) OPEN TEMPLATE IN ADOBE ILLUSTRATOR OR YOUR PREFERRED GRAPHICS EDITOR.
- 2) PLACE YOUR LOGO AND/OR TEXT IN THE DESIGNATED AREA.
- 3) MAKE YOUR COLOR ADJUSTMENTS.
- 4) SUBMIT YOUR FINAL DESIGN TO OUR VIRTUALS TEAM FOR REVISION AND VIRTUAL MOCK-UPS.



**STANDARD IMPRINT**

DESIGNATE PMS # TO CORRESPONDING COLOR #  
USE PMS COLORS ONLY AND OUTLINE ALL FONTS

-  COLOR #1  
PMS 5415
-  COLOR #2  
PMS 7542
-  COLOR #3  
PMS 7541
-  COLOR #4  
PMS 7562

FONT(S) IN DESIGN\*

**BEBAS NEUE  
REGULAR**

\*ALL FONTS CAN BE FOUND AT ADOBE.COM  
OR THROUGH ADOBE'S CREATIVE CLOUD.  
FONTS COPYRIGHT © ADOBE.