

INSTRUCTIONS:

- 1) OPEN TEMPLATE IN ADOBE ILLUSTRATOR OR YOUR PREFERRED GRAPHICS EDITOR.
- 2) PLACE YOUR LOGO AND/OR TEXT IN THE DESIGNATED AREA.
- 3) MAKE YOUR COLOR ADJUSTMENTS.
- 4) SUBMIT YOUR FINAL DESIGN TO OUR VIRTUALS TEAM FOR REVISION AND VIRTUAL MOCK-UPS.





IMPRINT AT 100%

BACK | CENTER | FRONT

The design features a vertical stack of ingredients on the left side of the label, each with a corresponding icon on the right. From top to bottom: 'WATER' in a light blue rounded rectangle next to a blue water drop icon; '+ GRAIN' in a yellow rounded rectangle next to a yellow wheat stalk icon; '+ HOPS' in a light green rounded rectangle next to a green hop cone icon; '+ YEAST' in a light blue rounded rectangle next to a circular icon containing blue bubbles; and '= BEER' in a yellow rounded rectangle next to a yellow beer glass icon. The text is in a bold, sans-serif font. A dashed blue line outlines the main imprint area, and a light blue vertical bar on the left is labeled 'GAP'. At the top, three vertical lines mark 'BACK', 'CENTER', and 'FRONT' alignment points. At the bottom, there are four horizontal lines in yellow, light green, light blue, and gray.

STANDARD IMPRINT

DESIGNATE PMS # TO CORRESPONDING COLOR #
USE PMS COLORS ONLY AND OUTLINE ALL FONTS

-  COLOR #1
PMS 120
-  COLOR #2
PMS 373
-  COLOR #3
PMS 628
-  COLOR #4
PMS COOL GRAY 5

FONT(S) IN DESIGN*

**BOUCHERIC
SANS BOLD**

*ALL FONTS CAN BE FOUND AT ADOBE.COM
OR THROUGH ADOBE'S CREATIVE CLOUD.
FONTS COPYRIGHT © ADOBE.